

CALIBRATION / QC LABELS MATRIX *Alphabetized By Legend*

LEGEND	LABEL STYLES (SEE IMAGES ON LAST PAGE OF MATRIX)										
	LW	LTLW	LW MINI	LW EXTRA LARGE	LWA	PPCLGR	PPSC	PPCR	LSS	PPC	
ACCEPTED / DATE / INITIALS	LW1	LTLW1	LW1 MINI	LW1X						PPC1	
ACCEPTED / BY / DATE								PPCR100			
BATCH NO. / DATE	LW2	LTLW2	LW2 MINI								
BIN NO.	LW3	LTLW3	LW3 MINI							PPC3	
BLANK	LW34	LTLW34	LW34 MINI							PPC34	
CAL / ID# / BY / DATE / DUE						PPCLGR120	PPSC130, 131, 135, 751, 752				
CALIBRATE BEFORE EACH USE								PPCR106			
CALIBRATED / BY / DATE / DUE	LW4GR	LTLW4GR	LW4GR MINI	LW4X	LWA4					PPC4	
CALIBRATION / BY / DATE / DUE	LW5	LTLW5	LW5 MINI	LW5X	LWA5					PPC5	
CALIBRATION / BY / DATE / DUE / I.D.#								PPCR101			
CALIBRATION / BY / DATE / NEXT CAL. DUE / INSTRUMENT#	LW39	LTLW39	LW39 MINI								
CALIBRATION / I.D. NO. / BY / DATE / DUE	LW40	LTLW40	LW40 MINI			PPCLGR30 & 60					
CALIBRATION EXTENDED / I.D. / BY / DATE / DUE	LW38	LTLW38	LW38 MINI								
CALIBRATION NOT REQUIRED								PPCR103			
CALIBRATION NOT REQUIRED DO NOT USE FOR PRODUCT ACCEPTANCE								PPCR112			
CALIBRATION VOID IF BROKEN									LSS103		
CALIBRATION VOID IF SEAL BROKEN									LSS200		
CALIBRATION VOID IF SEAL BROKEN / BY									LSS104		
CALIBRATION VOID IF SEAL BROKEN CALIBRACION NULA SI EL SELLO ESTA DANADO									LSS201		
CALIBRATION VOID IF SEAL DAMAGED / BY									LSS105		
CAUTION	LW6	LTLW6	LW6 MINI								
CAUTION / TEMPERATURE	LW8	LTLW8	LW8 MINI								
CERTIFICATION / BY / DATE / DUE	LW9	LTLW9	LW9 MINI	LW9X						PPC9	
CERTIFICATION / I.D. / BY / DATE / DUE	LW9AGR	LTLW9AGR	LW9AGR MINI	LW9AX							
CHECKED / BY / DATE	LW49	LTLW49	LW49 MINI								
CIRCUIT NO. / LOCATION	LW10	LTLW10	LW10 MINI								
DATE INSTALLED / BY	LW12	LTLW12	LW12 MINI							PPC12	
DO NOT USE / AFTER	LW13	LTLW13	LW13 MINI	LW13X						PPC13	
DO NOT USE UNTIL TESTED AND CALIBRATED	LW36	LTLW36	LW36 MINI					PPCR111		PPC36	
DUE FOR INSPECTION / DO NOT REMOVE	LW14	LTLW14	LW14 MINI							PPC14	
EMERGENCY / FIRE / POLICE / MEDICAL / MAINTENANCE				LW7X							
EMERGENCY CHARGED / DATE / BY / RECHARGE DATE / TYPE				LW35X							
EXPERIMENT / NO. / BY / DATE	LW15	LTLW15	LW15 MINI								
EXTENDED P.M. / I.D. / BY / DATE / DUE	LW41	LTLW41	LW41 MINI								
EXTINGUISHER / DATE / CHECKED BY	LW16	LTLW16	LW16 MINI								
FOR REFERENCE ONLY								PPCR109			

CALIBRATION / QC LABELS MATRIX *Alphabetized By Legend*

LEGEND	LABEL STYLES (SEE IMAGES ON LAST PAGE OF MATRIX)										
	LW	LTLW	LW MINI	LW EXTRA LARGE	LWA	PPCLGR	PPSC	PPCR	LSS	PPC	
HOLD / FOR / UNTIL	LW17	LTLW17	LW17 MINI							PPC17	
HOLD FOR INSPECTION / BY / DATE / REASON	LW18	LTLW18	LW18 MINI							PPC18	
INSPECTED									LSS106		
INSPECTED / BY								PPCR113			
INSPECTED / DATE / INITIALS	LW19	LTLW19	LW19 MINI	LW19X	LWA19					PPC19	
INVENTORY / NO. / DATE / COUNT / BY	LW20	LTLW20	LW20 MINI							PPC20	
LIMITED CALIBRATION / BY / DATE								PPCR107			
LIMITED CALIBRATION / BY / DATE / DUE / ID / LIMITS	LW45	LTLW45	LW45 MINI								
LIMITED CALIBRATION / TESTED RANGE / TO / ID# / DATE / BY / DUE	LW44	LTLW44	LW44 MINI								
MAINTENANCE / BY / DATE	LW21	LTLW21	LW21 MINI	LW21X						PPC21	
MODEL NO.	LW22	LTLW22	LW22 MINI								
NOT IN CALIBRATION SYSTEM								PPCR110			
OUT OF CALIBRATION DO NOT USE								PPCR104			
PART NO.	LW42	LTLW42	LW42 MINI								
PASSED / BY / DATE	LW50	LTLW50	LW50 MINI								
PASSED INSPECTION / BY / DATE								PPCR102			
PREVENTATIVE MAINTENANCE / BY / DATE / NEXT CHECK DATE	LW43	LTLW43	LW43 MINI		LWA43						
PROPERTY TAG / ASSET NO.	LW23	LTLW23	LW23 MINI							PPC23	
QA APPROVED / BY / DATE	LWQA	LTLWQA	LWQA MINI								
RECALIBRATE IF SEAL BROKEN									LSS102 & 202		
REJECTED / BY / DATE								PPCR108			
REJECTED / BY / DATE / REASON	LW24	LTLW24	LW24 MINI	LW24X						PPC24	
REPAIRED BY / DATE / INITIALS	LW25	LTLW25	LW25 MINI							PPC25	
REPAIRED BY / INITIALS / DATE				LW25X							
RETURN TO VENDOR / BY / DATE / REASON	LW26	LTLW26	LW26 MINI							PPC26	
REWORK / BY								PPCR115			
RE-WORK / BY / DATE / REASON	LW27	LTLW27	LW27 MINI							PPC27	
SAFETY CHECKED / BY / DATE										PPC51	
SCRAP / BY								PPCR114			
SCRAPPED / DATE / INITIALS	LW29	LTLW29	LW29 MINI							PPC29OR	
SERIAL NO.	LW30	LTLW30	LW30 MINI							PPC30	
SERVICED / BY / DATE	LW37	LTLW37	LW37 MINI								
SERVICED / I.D. / BY / DATE / DUE	LW37A	LTLW37A	LW37A MINI								
SHELF LIFE / EXP. DATE	LW46	LTLW46	LW46 MINI							PPC46	
SHELF LIFE / OF / AT / EXPIRES								PPCR105			
STOCK NO.	LW31	LTLW31	LW31 MINI							PPC31	

CALIBRATION / QC LABELS MATRIX *Alphabetized By Legend*

LEGEND	LABEL STYLES										
	LW	LTLW	LW MINI	LW EXTRA LARGE	LWA	PPCLGR	PPSC	PPCR	LSS	PPC	
TESTED / DATE / INITIALS	LW32	LTLW32	LW32 MINI	LW32XBL							PPC32
TOOL NO. / DEPT.	LW33	LTLW33	LW33 MINI								PPC33
VERIFICATION / BY / DATE / DUE / ID#					LWA47						
VOID IF SEAL DAMAGED											LSS100
WARRANTY VOID IF SEAL BROKEN											LSS107 & 203
ZERO DEFECTS	LW35	LTLW35	LW35 MINI								

LW and LTLW Markers
Size: 1.5" x 0.625"
14 markers per card.




LW and LTLW Mini-markers
1"W x 0.5"H,
20 markers per card.




LW Extra large Markers
2.25"W x 1"H,
9 markers per card.



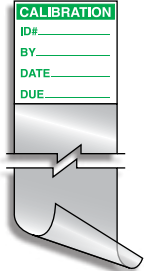
LWA Markers
Size: 1.5" x 0.625"
14 markers per card.



PPCR Markers
Size: 0.5" x 2"
16 markers per card



PPC Markers
Size: 1.5" x 0.625"
16 markers per page,
240 markers per book



PPCL Markers
Label Sizes: 1" x 6", 1 x 3", 0.25 x 6"
3, 6 & 12 labels per sheet,
30 - 120 labels per package.



PPSC Labels
Sizes: 0.5" & 0.75" dia.
Self-laminating cover on 0.5" labels only.
20 & 25 labels per sheet.



LSS-100 Labels
Size: 0.75" dia.
20 labels per card



LSS-200 Labels
Size: 0.5" x 2"
16 labels per card